


# Amalfi Sofa Assembly Instructions

---

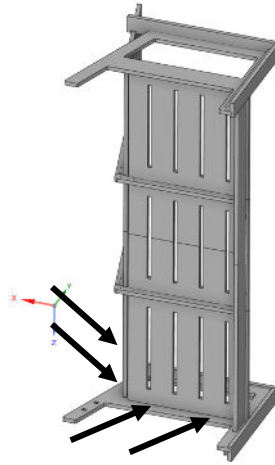
## Step 1

Place left side frame on side and attach seat and back assembly with screws provided.



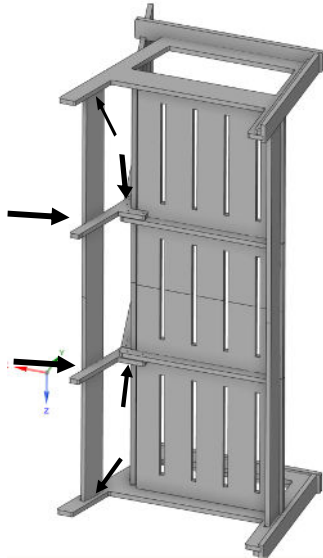
## Step 2

Repeat step 1 with opposite side frame



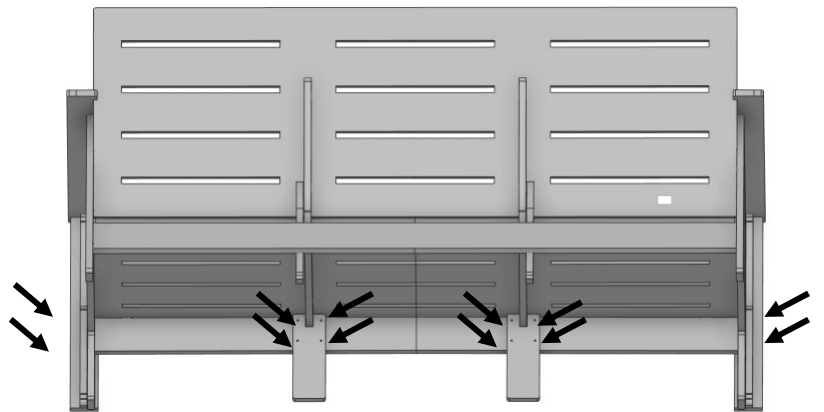
## Step 3

Attach rear leg crosser and "Y" Bracket.



## Step 4

Fasten front seat support, also insert 2 screws on each end to fasten the seat crosser.



Congratulations, you are done!  
Enjoy your new piece of furniture.